

Scaled data based on original data using
LM-79-08 Approved Method: Electrical and Photometric Measurements of Solid-
State Lighting Products

Test Report Prepared for
Cooper Lighting Solutions
(formerly Eaton)

Brand: McGRAW-EDISON

Report Number: P200320

Luminaire Tested: **GWC-AF-02-LED-E1-SLL-7050**

Issue Date: 3/3/2020

Test Information

Test Method: LM-79-08
Report Number: P200320
TEST IS SCALED FROM IESNA LM-79-08 TEST DATA (P24296)
Test Lab: INNOVATION CENTER P2
Issue Date: 3/3/2020
Manufacturer: COOPER LIGHTING SOLUTIONS (FORMERLY EATON)
Product Line: MCGRAW-EDISON
Catalog Number: GWC-AF-02-LED-E1-SLL-7050
Description: GALLEON WALL LUMINAIRE
(2) 70 CRI, 5000K, 1050mA LIGHTSQUARES WITH 16 LEDS EACH AND SPILL LIGHT ELIMINATOR LEFT OPTICS
Light Source: -
Ballast/Driver: ELECTRONIC DRIVER

Summary

Lumens per Lamp: N/A
Luminaire Lumens: 10916.9 lumens
Efficiency: N/A
Efficacy: 96.6 lumens/watt
Luminous Opening: Rectangular (W 1' x L: 0.5' x H: 0')
IES Classification: Type IV - Short - Non-Cutoff
BUG Rating: B1 - U0 - G3

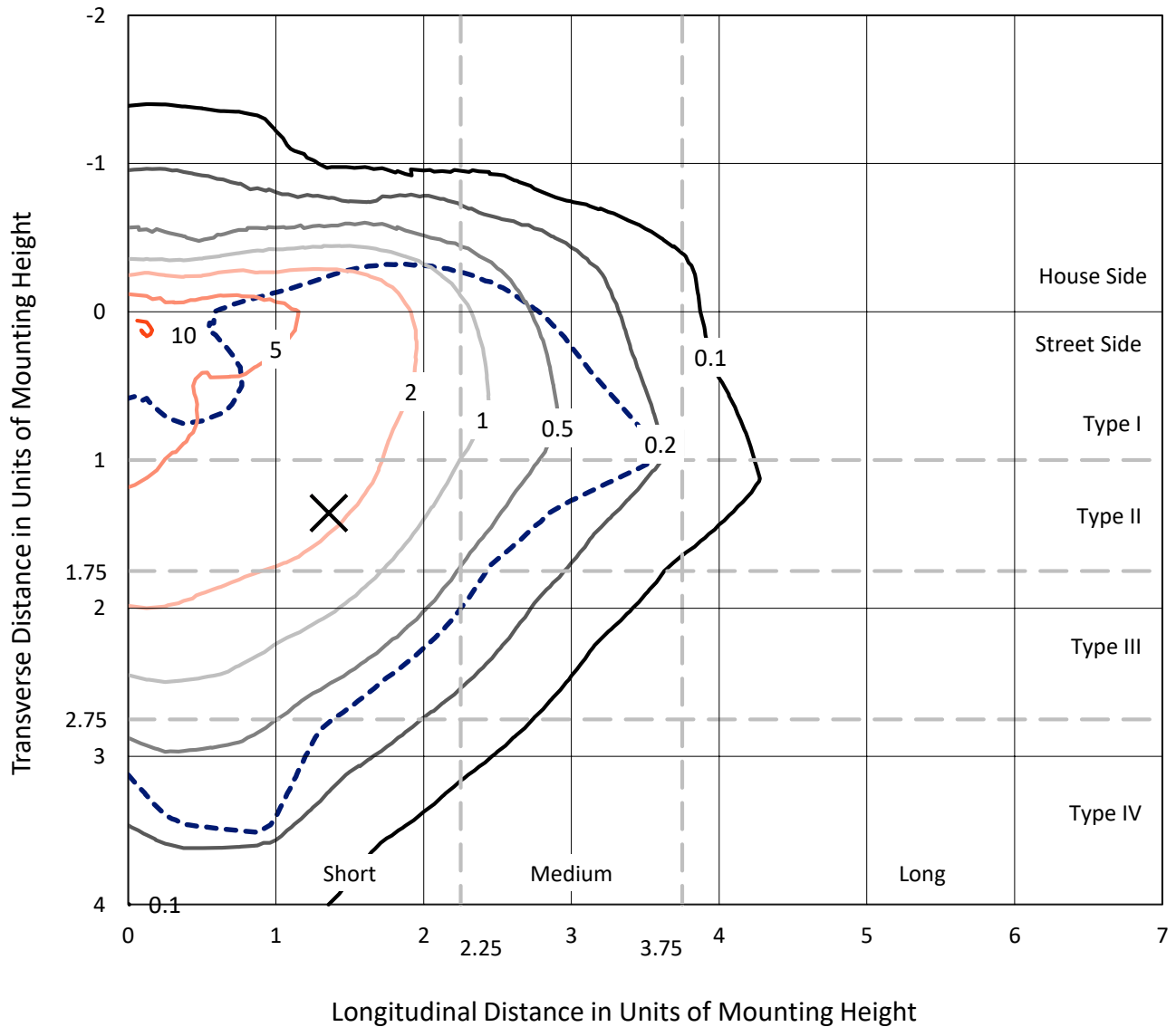
Input Watts (W): 113
Input Voltage (V): NR
Input Current (Ain): NR
Voltage Rise (V): NR
Power Factor: NR
Total Harmonic Distortion (THDi): NR
Frequency (hertz): 60
Stabilization Time: NR
Operation Time: NR
Ambient Temperature (°C): NR
Test Distance: 25 FT



REPORT NUMBER: P200320
 CATALOG NUMBER: GWC-AF-02-LED-E1-SLL-7050

Iso-Footcandle Lines of Horizontal Illumination

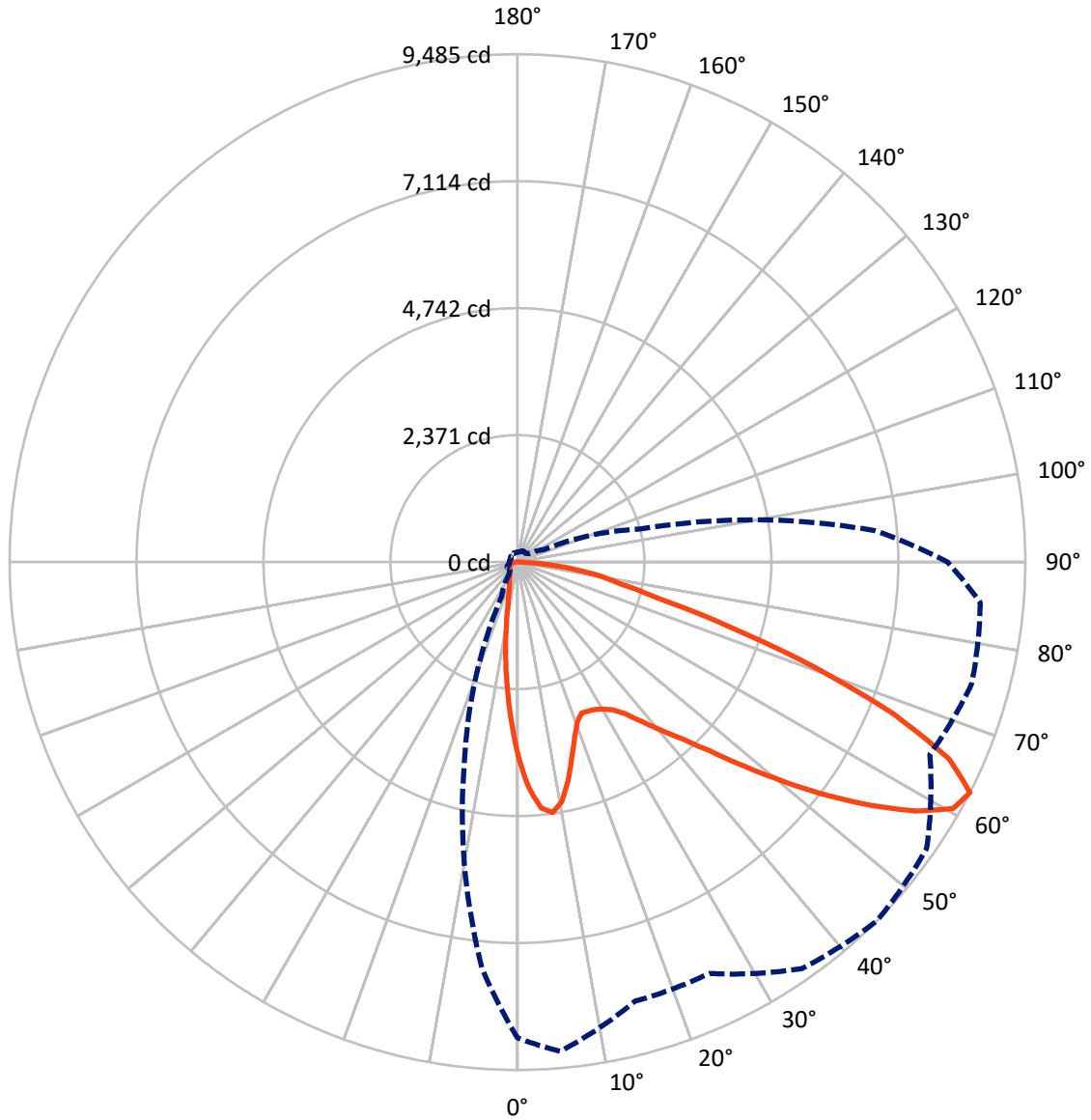
✕ Max cd
 - - - 1/2 Max cd



Based on 20 foot mounting height. Maximum calculated value = 10.9 fc
 Type IV - Short - Non-Cutoff

REPORT NUMBER: P200320
CATALOG NUMBER: GWC-AF-02-LED-E1-SLL-7050

Luminous Intensity Polar Plot



— Vertical Plane Through 45-Deg Lateral - - - Horizontal Cone Through 62.5-Deg Vertical

REPORT NUMBER: P200320

CATALOG NUMBER: GWC-AF-02-LED-E1-SLL-7050

FLUX DISTRIBUTION:

		Downward	Upward	Total
House Side	Lumens	1806.6	0.0	1806.6
	% Fixture	16.5	0.0	16.5
Street Side	Lumens	9110.4	0.0	9110.4
	% Fixture	83.5	0.0	83.5
Total	Lumens	10916.9	0.0	10916.9
	% Fixture	100.0	0.0	100.0

Coefficient of Utilization

ZONAL LUMENS:

Zone	Lumens	% Fixture
0°-10°	268.5	2.5
10°-20°	492.3	4.5
20°-30°	717.8	6.6
30°-40°	1105.6	10.1
40°-50°	1627.1	14.9
50°-60°	2386.6	21.9
60°-70°	2667.9	24.4
70°-80°	1306.2	12.0
80°-90°	344.8	3.2
90°-100°	0.0	0.0
100°-110°	0.0	0.0
110°-120°	0.0	0.0
120°-130°	0.0	0.0
130°-140°	0.0	0.0
140°-150°	0.0	0.0
150°-160°	0.0	0.0
160°-170°	0.0	0.0
170°-180°	0.0	0.0
0°-90°	10916.9	100.0
0°-180°	10916.9	100.0



REPORT NUMBER: P200320

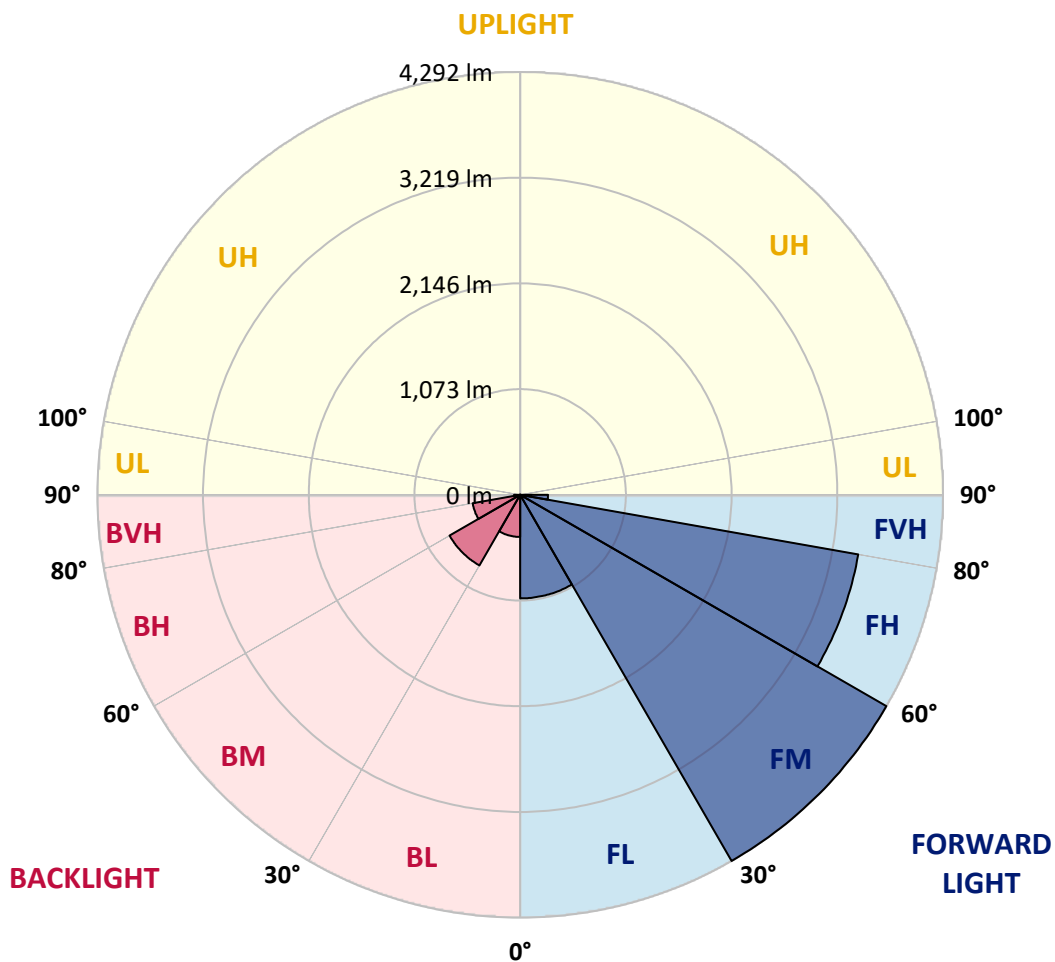
CATALOG NUMBER: GWC-AF-02-LED-E1-SLL-7050

LUMINAIRE CLASSIFICATION SYSTEM LUMEN TABLE AND BUG RATING:

Zone		Lumens	% Fixture	Zone Rating/Lumen Limit		
				B	U	G
FL	(0°-30°)	1051.3	9.6			
FM	(30°-60°)	4291.6	39.3			
FH	(60°-80°)	3484.3	31.9			G2/5000
FVH	(80°-90°)	283.2	2.6			G3/500
BL	(0°-30°)	427.4	3.9	B1/500		
BM	(30°-60°)	827.8	7.6	B1/1000		
BH	(60°-80°)	489.7	4.5	B1/500		G1/500
BVH	(80°-90°)	61.6	0.6			G1/100
UL	(90°-100°)	0.0	0.0		U0/0	
UH	(100°-180°)	0.0	0.0		U0/0	

BUG Rating: B1-U0-G3

Type IV Short





REPORT NUMBER: P200320
 CATALOG NUMBER: GWC-AF-02-LED-E1-SLL-7050

CANDELA DISTRIBUTION (FULL):

	0°	5°	15°	25°	35°	45°	55°	65°	75°	85°	90°
0°	3688.4	3688.4	3688.4	3688.4	3688.4	3688.4	3688.4	3688.4	3688.4	3688.4	3688.4
2.5°	3832.4	3893.6	4013.0	4102.4	4211.1	4236.3	4271.1	4236.9	4176.2	4095.8	4069.4
5°	3603.7	3734.6	4024.4	4279.5	4506.3	4611.9	4641.3	4554.3	4378.5	4147.4	4006.4
7.5°	3237.1	3423.1	3815.6	4191.3	4525.5	4723.0	4718.2	4515.9	4192.5	3816.2	3589.9
10°	2920.8	3133.2	3583.3	4003.4	4358.1	4549.5	4475.7	4217.1	3831.2	3397.9	3152.4
12.5°	2743.8	2952.0	3408.7	3830.6	4127.0	4193.1	4136.6	3883.4	3519.7	3081.6	2866.8
15°	2713.2	2941.8	3339.1	3682.3	3848.6	3791.0	3723.8	3610.3	3353.5	2979.6	2755.8
17.5°	2845.8	3097.8	3418.9	3579.1	3550.9	3450.7	3431.5	3444.1	3382.3	3093.0	2835.0
20°	3100.2	3402.7	3609.1	3530.5	3324.7	3186.6	3191.4	3384.1	3567.1	3380.5	3085.8
22.5°	3457.3	3802.4	3883.4	3556.3	3229.3	3065.4	3105.0	3417.1	3861.8	3800.6	3424.3
25°	3919.4	4233.9	4175.6	3649.9	3238.9	3080.4	3112.2	3531.1	4209.9	4220.7	3843.2
27.5°	4367.1	4658.7	4421.1	3774.2	3278.5	3115.8	3157.8	3710.6	4542.3	4676.8	4322.1
30°	4716.4	4919.2	4518.3	3887.6	3356.5	3184.8	3237.1	3881.0	4693.6	4984.6	4690.6
32.5°	5005.6	5151.4	4673.2	4028.0	3499.9	3293.5	3385.3	4088.0	4911.4	5277.5	5051.2
35°	5375.3	5416.7	4865.8	4184.7	3721.4	3482.5	3596.5	4290.9	5119.0	5573.3	5406.5
37.5°	5808.6	5755.2	5047.6	4398.9	4007.6	3778.4	3872.6	4513.5	5290.1	5908.8	5769.6
40°	6237.1	6108.6	5275.7	4731.4	4425.3	4127.0	4238.7	4751.2	5449.7	6244.9	6124.2
42.5°	6601.3	6411.1	5500.7	5096.8	4814.2	4511.7	4644.9	4990.6	5602.1	6531.7	6432.1
45°	6870.8	6634.4	5715.0	5447.9	5350.1	5023.0	5086.0	5264.9	5767.2	6771.2	6685.4
47.5°	7111.4	6858.8	5957.4	5802.0	5818.8	5688.0	5586.5	5584.1	5961.6	6966.8	6924.8
50°	7433.7	7170.3	6217.9	6166.9	6522.1	6435.1	6211.3	5956.8	6207.7	7188.9	7184.1
52.5°	7877.8	7663.6	6535.9	6559.9	7178.7	7235.7	6958.4	6404.5	6592.9	7596.3	7567.5
55°	8402.9	8278.1	6969.2	7011.8	7984.0	8024.8	7749.4	6964.4	7159.5	8186.3	8106.4
57.5°	8812.8	8786.4	7444.5	7554.3	8585.3	8769.0	8515.7	7612.5	7798.0	8683.2	8482.7
60°	8976.0	9103.9	7950.4	8101.6	9141.7	9345.1	9123.1	8182.1	8363.9	8889.0	8456.9
62.5°	8887.8	9173.5	8489.3	8476.7	9265.9	9484.9	9328.9	8498.9	8783.4	8676.6	8029.0
65°	8480.3	8923.2	8802.0	8380.1	8841.0	8859.0	8808.6	8357.3	8882.4	8005.0	7202.1
67.5°	7592.7	8230.1	8390.3	7551.9	7694.8	7577.7	7493.1	7581.9	8366.3	6998.6	6052.8
70°	6184.3	7143.3	7220.1	6040.2	5975.4	5896.8	5728.2	6216.1	7347.9	5736.0	4802.8
72.5°	4547.1	5555.3	5791.2	4430.1	4130.0	4146.2	4013.0	4684.6	5974.2	4260.9	3585.7
75°	3111.0	4022.6	4530.9	3091.2	2731.2	2737.8	2721.0	3319.3	4758.4	2964.0	2683.1
77.5°	2272.7	2874.0	3417.1	2078.2	2017.6	1980.4	1971.4	2322.5	3648.1	2152.0	2083.6
80°	1823.8	2123.2	2295.5	1440.3	1548.9	1545.9	1496.1	1596.9	2382.5	1574.1	1558.5
82.5°	1265.1	1631.7	1859.8	1128.8	1045.4	1028.0	1040.0	1189.4	1683.9	1076.0	1023.2
85°	667.3	1083.8	1841.8	1000.4	620.5	495.1	615.7	974.0	1458.9	570.1	499.3
87.5°	85.2	313.3	1219.4	399.1	244.8	132.0	292.3	548.5	936.8	116.4	101.4
90°	0.0	0.0	0.0	0.0	0.0	0.0	0.0	0.0	0.0	0.0	0.0



REPORT NUMBER: P200320

CATALOG NUMBER: GWC-AF-02-LED-E1-SLL-7050

CANDELA DISTRIBUTION (continued):

	95°	105°	115°	125°	135°	145°	155°	165°	175°	180°	185°
0°	3688.4	3688.4	3688.4	3688.4	3688.4	3688.4	3688.4	3688.4	3688.4	3688.4	3688.4
2.5°	4001.6	3921.8	3817.4	3720.8	3620.5	3520.9	3390.7	3309.1	3252.7	3241.9	3217.9
5°	3904.4	3639.1	3438.7	3265.3	3108.0	2886.0	2763.0	2660.9	2606.3	2600.9	2587.7
7.5°	3456.1	3090.0	2819.4	2573.9	2351.3	2171.8	1973.8	1881.4	1843.6	1852.6	1861.6
10°	2989.8	2580.5	2269.7	2018.8	1822.6	1671.3	1512.3	1404.9	1330.5	1315.5	1312.5
12.5°	2648.9	2200.0	1898.2	1721.2	1569.3	1427.1	1258.5	1131.8	1035.2	1002.2	980.0
15°	2504.9	2014.0	1697.7	1506.9	1339.5	1158.8	1002.2	869.6	780.8	752.0	735.7
17.5°	2535.5	1962.4	1559.7	1315.5	1101.2	912.8	715.3	601.9	548.5	534.7	534.7
20°	2696.3	1952.8	1445.7	1139.0	872.0	653.5	491.5	426.7	409.3	407.5	412.3
22.5°	2922.0	1986.4	1360.5	986.0	677.5	477.1	382.9	358.9	351.1	352.9	358.3
25°	3258.1	2099.8	1298.7	849.8	531.7	390.7	341.5	327.1	323.5	328.3	334.9
27.5°	3656.5	2213.3	1260.3	747.2	448.9	357.1	324.7	309.7	312.1	318.1	324.1
30°	4006.4	2306.3	1199.6	673.9	423.1	358.9	324.7	304.3	301.9	303.1	304.9
32.5°	4320.3	2369.3	1128.8	604.3	364.9	318.7	303.1	300.1	286.9	282.1	282.7
35°	4590.9	2369.3	1086.2	563.5	327.1	282.7	257.5	242.4	235.8	236.4	243.0
37.5°	4852.0	2321.9	1065.2	540.7	306.7	268.9	246.7	233.4	224.4	222.6	223.8
40°	5082.4	2252.9	1041.2	531.1	291.1	260.5	239.4	228.6	219.0	216.0	216.6
42.5°	5267.3	2197.0	1014.8	518.5	281.5	254.5	234.6	225.0	214.2	211.2	210.6
45°	5467.1	2178.4	980.0	493.3	286.3	255.1	233.4	223.2	212.4	208.8	207.6
47.5°	5730.6	2236.7	944.0	463.3	296.5	258.1	235.2	223.2	211.8	208.8	207.6
50°	6062.4	2373.5	898.4	419.5	286.3	266.5	234.6	221.4	211.8	208.8	206.4
52.5°	6488.5	2558.3	838.4	369.1	280.3	286.9	233.4	217.8	208.8	204.6	200.4
55°	7006.4	2709.6	767.0	327.7	266.5	281.5	231.6	213.6	204.0	198.0	194.4
57.5°	7385.7	2764.2	675.1	300.7	247.3	272.5	229.2	208.2	198.0	193.2	188.4
60°	7310.7	2658.5	597.7	283.9	235.8	246.1	227.4	203.4	192.6	189.0	184.8
62.5°	6710.0	2382.5	547.9	276.1	228.6	224.4	229.2	198.6	187.8	184.2	183.0
65°	5809.2	1975.0	528.1	274.3	222.6	211.8	213.0	193.2	182.4	179.4	178.2
67.5°	4792.0	1593.9	510.7	280.3	214.8	202.8	196.8	186.0	177.0	174.0	171.6
70°	3779.0	1325.7	502.9	276.7	205.2	193.8	187.2	178.2	170.4	167.4	165.6
72.5°	3043.2	1119.8	498.7	273.1	192.6	181.8	175.8	168.0	159.6	158.4	156.6
75°	2575.1	880.4	456.7	261.7	178.2	167.4	163.2	156.0	147.6	147.6	146.4
77.5°	1986.4	636.7	379.9	231.6	163.2	151.2	147.6	142.2	132.6	134.4	133.8
80°	1467.3	415.3	297.1	192.0	144.6	133.2	131.4	126.0	115.8	118.2	118.2
82.5°	1005.2	272.5	213.6	157.2	123.6	112.8	112.8	107.4	96.0	97.2	100.8
85°	504.7	187.2	159.6	121.8	96.0	90.6	90.6	86.4	75.0	75.6	80.4
87.5°	153.6	112.8	105.6	87.0	69.0	67.8	64.8	61.8	54.6	54.0	57.0
90°	0.0	0.0	0.0	0.0	0.0	0.0	0.0	0.0	0.0	0.0	0.0



REPORT NUMBER: P200320

CATALOG NUMBER: GWC-AF-02-LED-E1-SLL-7050

CANDELA DISTRIBUTION (continued):

	195°	205°	215°	225°	235°	245°	255°	265°	270°	275°	285°
0°	3688.4	3688.4	3688.4	3688.4	3688.4	3688.4	3688.4	3688.4	3688.4	3688.4	3688.4
2.5°	3181.2	3147.0	3105.6	3014.4	2983.8	2982.0	3009.6	2980.8	3036.0	3012.6	3038.4
5°	2565.5	2531.9	2485.7	2369.3	2298.5	2250.5	2227.7	2160.4	2209.0	2173.6	2203.0
7.5°	1886.8	1894.6	1864.0	1795.6	1641.3	1563.9	1518.3	1477.5	1512.9	1509.3	1565.7
10°	1326.3	1347.3	1325.7	1256.7	1131.8	1089.2	1097.6	1113.8	1160.0	1184.0	1271.1
12.5°	954.8	953.6	939.8	878.0	795.8	800.6	834.8	863.0	905.6	930.8	1019.6
15°	712.9	702.1	696.1	645.7	598.9	609.1	625.9	628.9	655.9	670.9	743.0
17.5°	538.9	544.3	550.9	514.9	479.5	472.9	459.7	443.5	451.3	454.3	490.3
20°	427.9	449.5	465.7	440.5	404.5	385.3	368.5	357.7	357.7	357.1	367.3
22.5°	373.9	389.5	406.9	389.5	357.1	340.3	330.7	322.3	321.1	321.1	330.7
25°	344.5	355.9	372.7	360.7	336.7	324.1	315.1	304.3	300.1	298.9	305.5
27.5°	330.1	334.9	343.3	332.5	312.1	306.1	303.7	294.1	288.7	285.7	292.3
30°	305.5	304.3	304.9	294.1	277.9	277.3	281.5	283.3	281.5	280.9	291.1
32.5°	282.7	280.3	279.7	270.1	255.1	251.5	255.1	258.7	262.9	268.9	280.9
35°	253.9	259.9	263.5	255.1	237.0	226.2	222.0	215.4	211.8	211.8	225.6
37.5°	231.0	244.8	250.3	242.4	222.6	207.6	200.4	199.2	199.8	202.2	215.4
40°	223.2	233.4	238.2	230.4	210.6	196.8	192.6	191.4	192.6	196.2	209.4
42.5°	218.4	225.6	225.0	215.4	199.2	189.6	187.2	186.0	187.2	190.8	205.2
45°	214.2	219.0	214.2	202.8	187.8	183.0	183.6	183.0	184.2	187.8	201.6
47.5°	210.6	212.4	206.4	195.0	179.4	178.2	180.6	182.4	183.6	186.6	201.0
50°	205.2	205.2	199.8	187.8	172.2	172.8	175.8	180.0	180.6	184.2	195.6
52.5°	198.6	198.0	194.4	183.0	166.2	168.0	168.0	172.8	174.0	178.2	190.2
55°	193.2	192.0	190.2	179.4	160.8	163.8	162.0	163.8	166.8	171.0	184.2
57.5°	188.4	186.0	186.0	176.4	156.6	157.8	153.6	156.0	159.6	163.2	177.0
60°	183.6	181.2	182.4	172.2	150.0	148.8	147.0	151.8	153.0	157.2	171.0
62.5°	178.2	176.4	177.0	167.4	145.2	142.2	142.2	146.4	147.0	153.0	166.2
65°	174.0	171.6	171.0	162.6	139.8	136.2	138.0	139.8	141.0	147.0	159.6
67.5°	169.8	165.0	165.0	158.4	133.8	130.2	133.8	133.2	135.0	140.4	150.6
70°	164.4	157.8	158.4	155.4	127.8	123.6	126.6	126.0	127.2	130.8	141.0
72.5°	156.0	150.6	151.8	150.6	121.8	115.8	117.0	117.0	117.0	120.0	130.8
75°	145.2	141.0	144.6	147.6	114.6	106.2	107.4	107.4	105.6	107.4	120.6
77.5°	132.0	129.6	141.6	137.4	106.2	96.0	96.0	94.8	91.2	93.6	108.0
80°	117.6	115.8	130.8	115.2	96.6	83.4	82.2	79.2	75.6	77.4	91.8
82.5°	102.6	100.8	109.8	88.2	83.4	69.0	66.0	60.6	57.0	58.8	72.0
85°	84.0	84.0	84.6	66.6	63.6	52.8	49.2	42.0	37.8	39.0	51.6
87.5°	60.0	61.8	57.0	45.6	37.8	29.4	27.0	22.8	19.2	22.2	27.0
90°	0.0	0.0	0.0	0.0	0.0	0.0	0.0	0.0	0.0	0.0	0.0



REPORT NUMBER: P200320

CATALOG NUMBER: GWC-AF-02-LED-E1-SLL-7050

CANDELA DISTRIBUTION (continued):

	295°	305°	315°	325°	335°	345°	355°	360°
0°	3688.4	3688.4	3688.4	3688.4	3688.4	3688.4	3688.4	3688.4
2.5°	3170.4	3236.5	3311.5	3407.5	3489.7	3624.7	3754.4	3832.4
5°	2370.5	2480.3	2617.1	2793.0	2956.8	3202.9	3447.1	3603.7
7.5°	1696.5	1814.2	1961.8	2181.4	2413.1	2727.0	3049.8	3237.1
10°	1403.7	1524.3	1648.5	1796.8	1986.4	2327.9	2709.6	2920.8
12.5°	1161.2	1290.3	1424.1	1580.1	1756.0	2060.8	2500.7	2743.8
15°	888.8	1032.8	1190.6	1388.1	1608.3	1960.6	2449.1	2713.2
17.5°	609.1	770.0	963.8	1207.4	1476.9	1928.2	2541.5	2845.8
20°	419.5	536.5	743.6	1029.2	1353.3	1924.0	2719.2	3100.2
22.5°	351.1	403.3	554.5	865.4	1260.3	1975.6	2994.6	3457.3
25°	324.7	355.9	442.9	723.1	1192.4	2094.4	3373.9	3919.4
27.5°	309.1	337.3	402.1	630.1	1139.0	2232.5	3743.0	4367.1
30°	315.1	343.9	390.7	582.7	1066.4	2347.7	4070.6	4716.4
32.5°	283.9	296.5	334.9	540.7	1014.2	2444.3	4357.5	5005.6
35°	241.8	264.1	298.9	520.9	1015.4	2509.1	4670.2	5375.3
37.5°	230.4	252.7	277.9	513.7	1029.2	2578.1	5029.0	5808.6
40°	223.2	243.6	265.3	509.5	1042.4	2641.1	5380.7	6237.1
42.5°	218.4	237.0	264.1	495.1	1049.0	2697.5	5670.0	6601.3
45°	217.8	237.0	268.9	480.7	1059.2	2758.2	5912.4	6870.8
47.5°	218.4	244.8	259.9	463.3	1059.2	2859.6	6196.9	7111.4
50°	216.0	258.1	250.3	438.7	1034.6	3051.6	6586.9	7433.7
52.5°	214.8	256.3	231.6	400.9	992.0	3356.5	7086.8	7877.8
55°	211.8	247.3	218.4	344.5	942.2	3689.0	7622.2	8402.9
57.5°	208.8	219.0	211.2	295.3	865.4	3923.0	7990.6	8812.8
60°	234.0	191.4	205.2	271.3	762.8	3987.2	7976.2	8976.0
62.5°	216.6	179.4	197.4	265.9	690.7	3807.2	7607.7	8887.8
65°	169.8	171.6	189.6	281.5	671.5	3330.1	6954.8	8480.3
67.5°	155.4	163.8	181.8	301.3	673.3	2666.3	5979.0	7592.7
70°	146.4	155.4	172.8	311.5	678.1	1987.6	4727.2	6184.3
72.5°	136.2	144.0	162.6	313.3	646.9	1443.9	3643.3	4547.1
75°	124.2	131.4	148.2	273.1	535.9	1001.6	2787.0	3111.0
77.5°	110.4	115.8	130.2	210.6	397.9	640.9	2092.0	2272.7
80°	94.2	97.2	109.2	154.2	272.5	400.9	1655.1	1823.8
82.5°	75.6	76.8	84.6	115.8	177.0	257.5	1108.4	1265.1
85°	53.4	53.4	58.2	84.0	120.6	163.2	601.9	667.3
87.5°	25.2	25.8	25.8	46.2	63.0	82.8	138.6	85.2
90°	0.0	0.0	0.0	0.0	0.0	0.0	0.0	0.0

(END OF REPORT)